

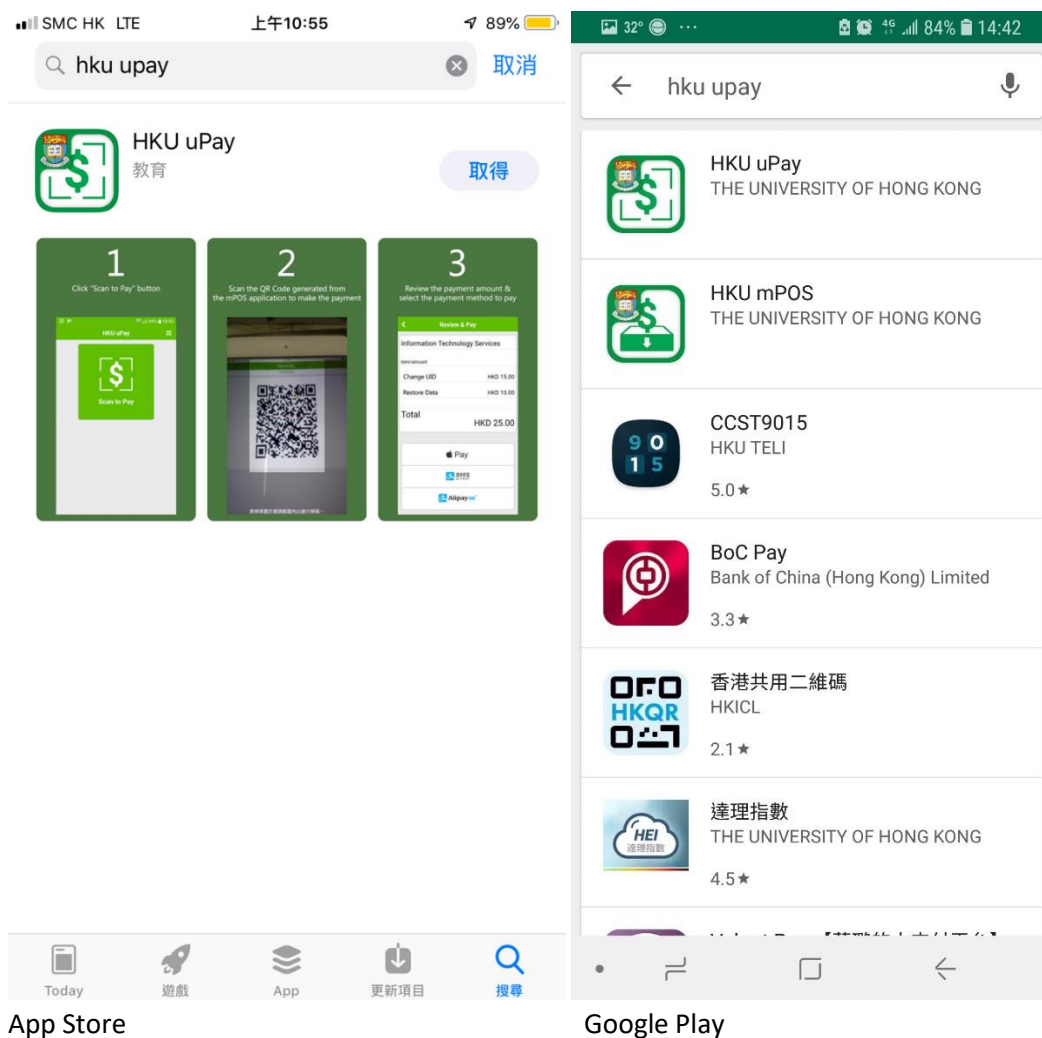
# User Guide on Using HKU uPay App

## 1. Introduction

Mobile Payment for Department Services (MPDS) is a payment platform developed by Information Technology Services to facilitate departments in fees/charges collection and product sales at their service counters using mobile app; income collected will be credited into departments' designated accounts automatically which streamlines the income reconciliation process between departments and FEO. Users can settle the payment of HKU departments by downloading HKU uPay App and opt for a payment method among Apple Pay, Google Pay, Alipay & AlipayHK.

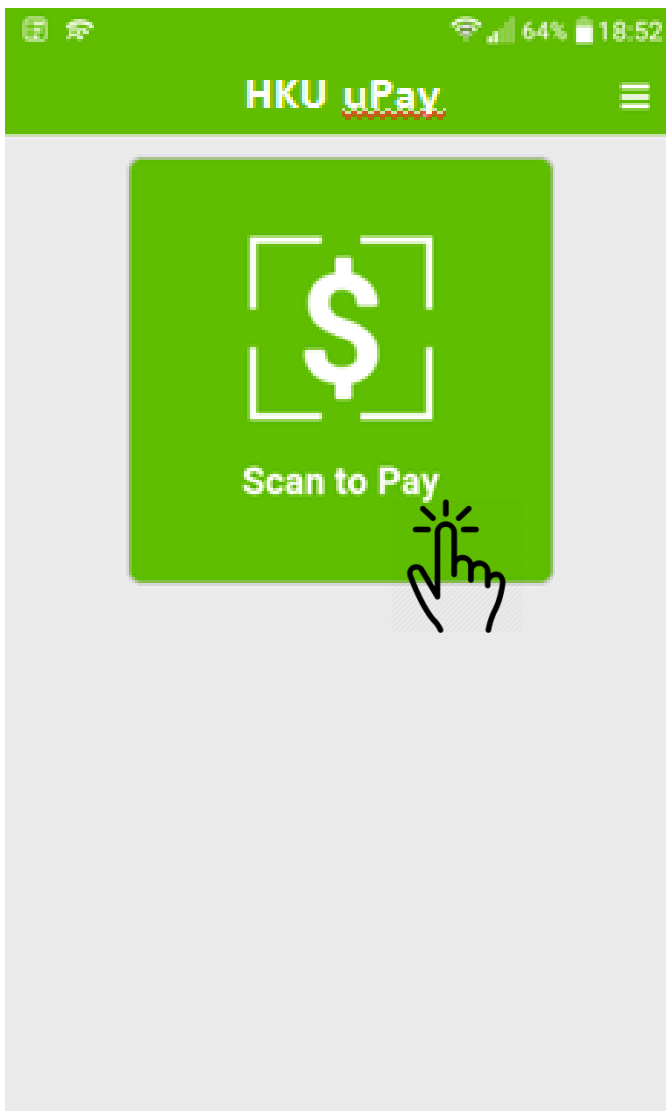
## 2. Installation procedures

- Download HKU uPay App at Apple store or Google Play by searching "HKU uPay"
- Open the HKU uPay App after installation.




### 3. Make payment

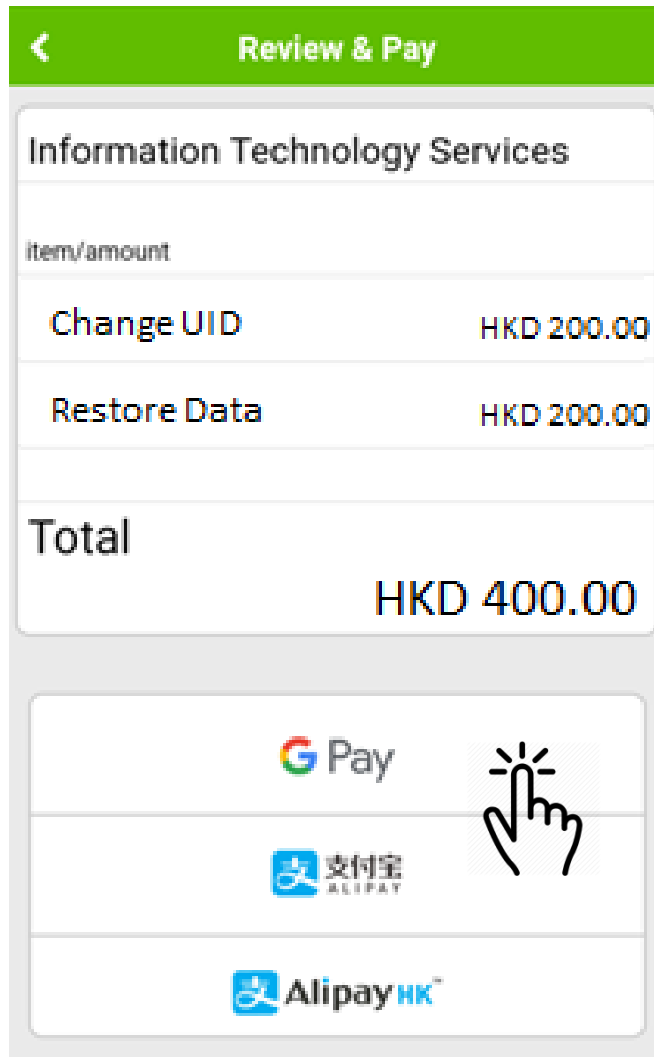
- a. Press "Scan to Pay" of HKU uPay App to enable the QR code scanning function.



- b. Scan the QR code generated by HKU mPOS/ HKU Desktop POS to pay.



- c. Review the payment amount and select the payment method.



- d. To pay with Apple Pay or Google Pay, customers have to use Touch ID or enter passcode to authorize the payment transaction.  
To pay with Alipay and AlipayHK, customers have to login their Alipay/AlipayHK account for authorizing the payment transaction.

- e. After the payment completes, a confirmation page will be pop up. Customer can then close the HKU uPay App.

